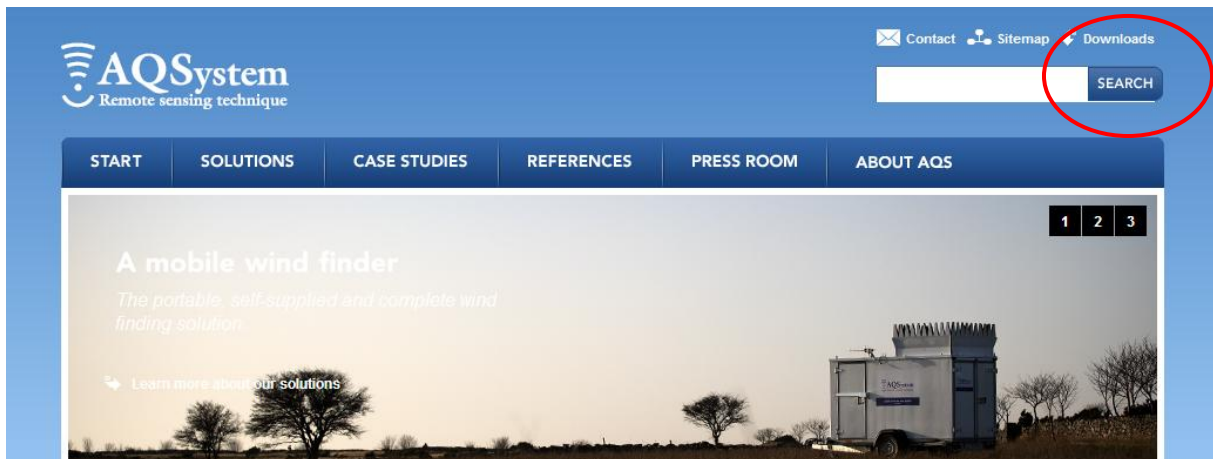
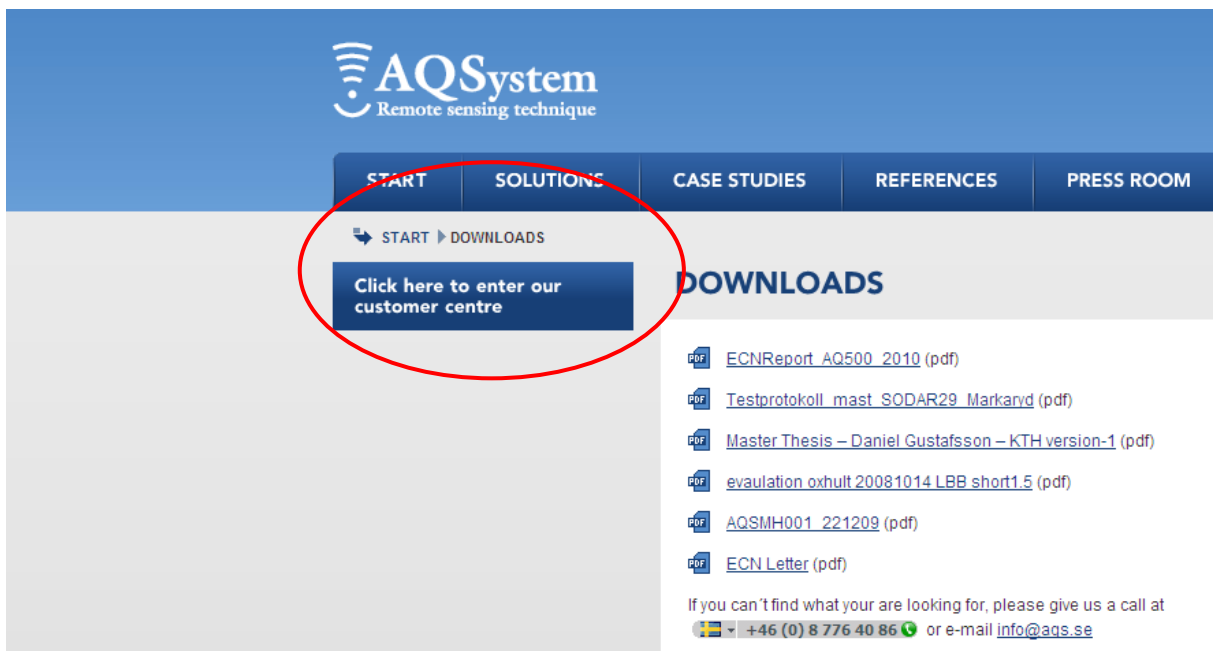


Download instruction SODWIN.NET /SODWIN M-COM

1. Go to AQSystem Web site www.aqs.se
2. Select “downloads” in upper right corner

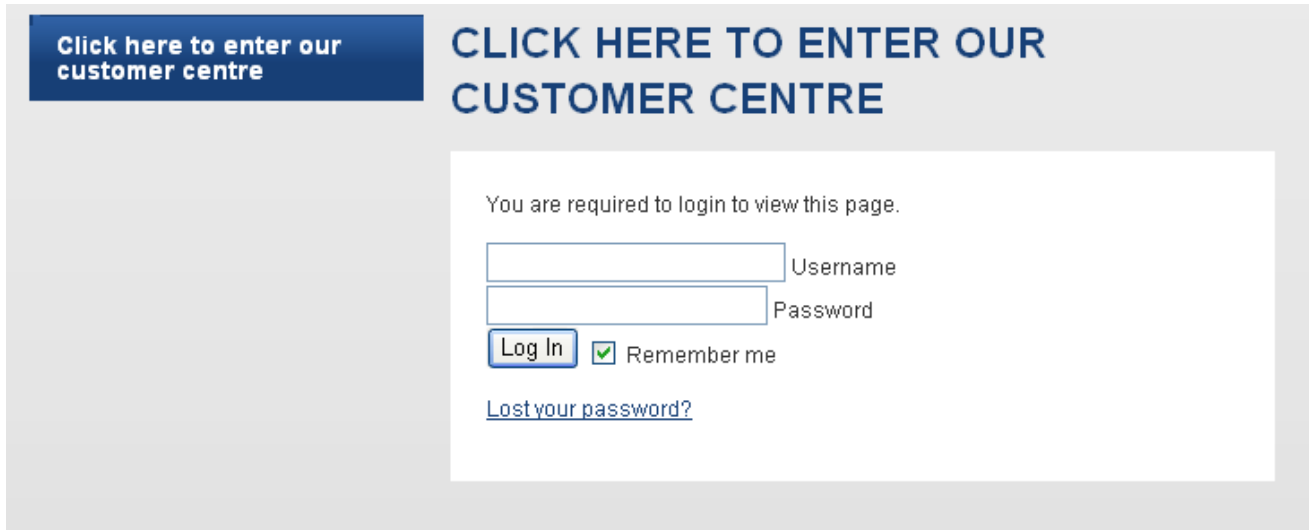


3. Select customer centre



4. Enter Customer centre

User Name: Received From AQSystem
Password: Received from AQSystem



Click here to enter our customer centre

CLICK HERE TO ENTER OUR CUSTOMER CENTRE

You are required to login to view this page.

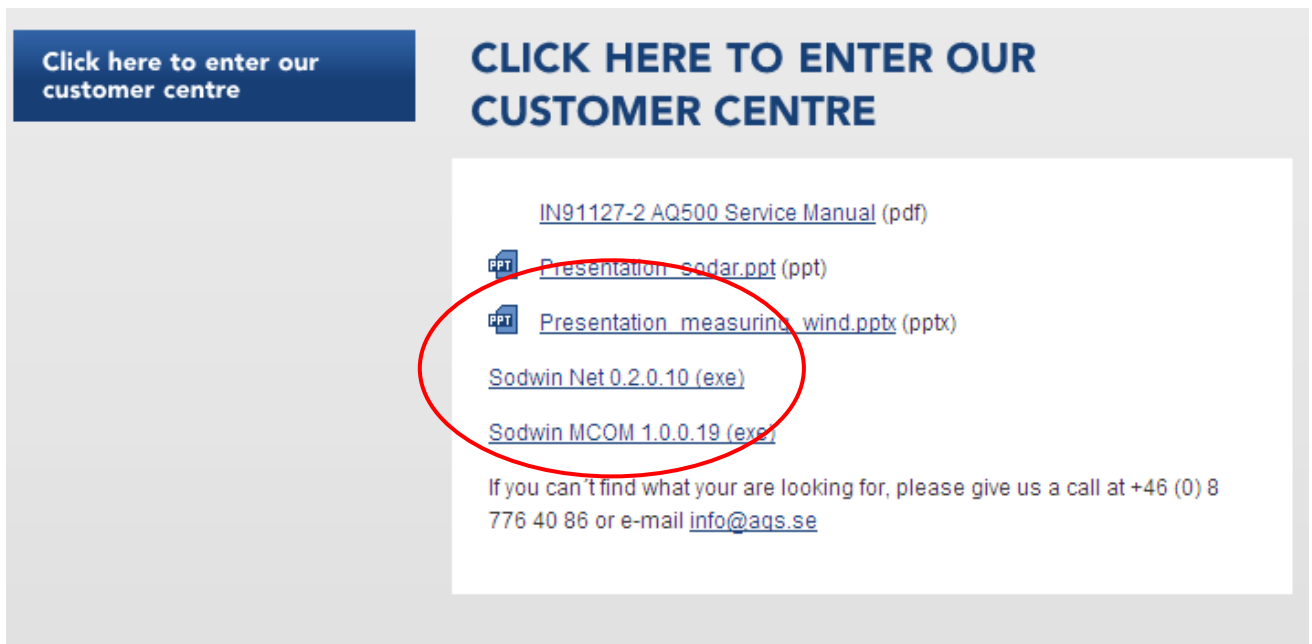
Username

Password

Remember me

[Lost your password?](#)


5. Select firmware SODWIN.NET or SODWIN MCOM




Click here to enter our customer centre

CLICK HERE TO ENTER OUR CUSTOMER CENTRE

[IN91127-2 AQ500 Service Manual \(pdf\)](#)

 [Presentation_sodar.ppt \(ppt\)](#)

 [Presentation_measuring_wind.pptx \(pptx\)](#)

[Sodwin Net 0.2.0.10 \(exe\)](#)

[Sodwin MCOM 1.0.0.19 \(exe\)](#)

If you can't find what you are looking for, please give us a call at +46 (0) 8 776 40 86 or e-mail info@ags.se

6. **Select Sodwin net eller M-com and start download process**

Note:

A password is required during the download/unzip session:

Password: a1qs1429

The SODWIN.NET also requires a license key that is customer unique and can be received from AQSystem.

License Key: This is supplied by Phone or mail to respective customer.